

Experts, Errors, and Context: A Large-Scale Study of Human Evaluation for Machine Translation

Markus Freitag, George Foster, David Grangier, Viresh Ratnakar, Qijun Tan, Wolfgang Macherey
Google Research

{freitag, fosterg, grangier, vratnakar, qijuntan, wmach}@google.com

Abstract

Human evaluation of modern high-quality machine translation systems is a difficult problem, and there is increasing evidence that inadequate evaluation procedures can lead to erroneous conclusions. While there has been considerable research on human evaluation, the field still lacks a commonly-accepted standard procedure. As a step toward this goal, we propose an evaluation methodology grounded in explicit error analysis, based on the Multidimensional Quality Metrics (MQM) framework. We carry out the largest MQM research study to date, scoring the outputs of top systems from the WMT 2020 shared task in two language pairs using annotations provided by professional translators with access to full document context. We analyze the resulting data extensively, finding among other results a substantially different ranking of evaluated systems from the one established by the WMT crowd workers, exhibiting a clear preference for human over machine output. Surprisingly, we also find that automatic metrics based on pre-trained embeddings can outperform human crowd workers. We make our corpus publicly available for further research.

1 Introduction

Like many natural language generation tasks, machine translation (MT) is difficult to evaluate because the set of correct answers for each input is large and usually unknown. This limits the accuracy of automatic metrics, and necessitates costly human evaluation to provide a reliable gold standard for measuring MT quality and progress. Yet even human evaluation is problematic. For instance, we often wish to decide which of two translations is better, and by how much, but what should this take into account? If one translation sounds somewhat more natural than another, but

contains a slight inaccuracy, what is the best way to quantify this? To what extent will different raters agree on their assessments?

The complexities of evaluating translations — both machine and human — have been extensively studied, and there are many recommended best practices. However, due to expedience, human evaluation of MT is frequently carried out on isolated sentences by inexperienced raters with the aim of assigning a single score or ranking. When MT quality is poor, this can provide a useful signal; but as quality improves, there is a risk that the signal will become lost in rater noise or bias. Recent papers have argued that poor human evaluation practices have led to misleading results, including erroneous claims that MT has achieved human parity (Toral, 2020; Lüubli et al., 2018).

Our key insight in this paper is that any scoring or ranking of translations is implicitly based on an identification of errors and other imperfections. Asking raters for a single score forces them to synthesize this complex information, and can lead to rushed judgments based on partial analyses. Furthermore, the implicit weights assigned by raters to different types of errors may not match their importance in the current application. An explicit error listing contains all necessary information for judging translation quality, and can thus be seen as a "platinum standard" for other human evaluation methodologies. This insight is not new: it is the conceptual basis for the Multidimensional Quality Metrics (MQM) framework developed in the EU QTLaunchPad and QT21 projects (www.qt21.eu), which we endorse and adopt for our experiments. MQM involves explicit error annotation, deriving scores from weights assigned to different errors, and returning an error distribution as additional valuable information.

MQM is a generic framework that provides a hierarchy of translation errors which can be tailored to specific applications. We identified a hi-

erarchy appropriate for broad-coverage MT, and annotated outputs from 10 top-performing "systems" (including human references) for both the English→German (EnDe) and Chinese→English (ZhEn) language directions in the WMT 2020 news translation task (Barrault et al., 2020), using professional translators with access to full document context. For comparison purposes, we also collected scalar ratings on a 7-point scale from both professionals and crowd workers.

We analyze the resulting data along many different dimensions: comparing the system rankings resulting from different rating methods, including the original WMT scores; characterizing the error patterns of modern neural MT systems, including profiles of difficulty across documents, and comparing them to human translations (HT); measuring MQM inter-annotator agreement; and re-evaluating the performance of automatic metrics submitted to the WMT 2020 metrics task. Our most striking finding is that MQM ratings sharply revise the original WMT ranking of translations, exhibiting a clear preference for HT over MT, and promoting some low-ranked MT systems to much higher positions. This in turn changes the conclusions about the relative performance of different automatic metrics; interestingly, we find that most metrics correlate better with MQM rankings than WMT human scores do. We hope these results will underscore and help publicize the need for more careful human evaluation, particularly in shared tasks intended to assess MT or metric performance. We release our corpus to encourage further research.¹ We also release MQM Viewer,² an interactive tool to analyze MQM data, compute scores and their breakdowns as described in this paper, and find slices of interesting examples. Our main contributions are:

- A proposal for a standard MQM scoring scheme appropriate for broad-coverage MT.
- Release of a large-scale human evaluation corpus for 2 methodologies (MQM and pSQM) with annotations for over 100k HT and high-quality-MT segments in two language pairs (EnDe and ZhEn) from WMT 2020. This is by far the largest study of human evaluation results released to the public.

¹<https://github.com/google/wmt-mqm-human-evaluation>

²https://github.com/google-research/google-research/tree/master/mqm_viewer

- Re-evaluation of the performance of MT systems and automatic metrics on our corpus, showing clear distinctions between HT and MT based on MQM ratings, adding to the evidence against claims of human parity.
- Showing that crowd-worker evaluations have low correlation with MQM-based evaluations, calling into question conclusions drawn on the basis of such evaluations.
- Demonstration that automatic metrics based on pre-trained embeddings can outperform human crowd workers.
- Characterization of current error types in HT and MT, identifying specific MT weaknesses.

2 Related Work

The ALPAC report (1966) defined an evaluation methodology for MT based on “intelligibility” (comprehensibility) and “fidelity” (adequacy). The ARPA MT Initiative (White et al., 1994) defined an overall quality score based on “adequacy”, “fluency” and “comprehension”. The first WMT evaluation campaign (Koehn and Monz, 2006) used adequacy and fluency ratings on a 5 point scale acquired from participants as their main metric. Vilar et al. (2007) proposed a ranking-based evaluation approach which became the official metric at WMT from 2008 until 2016 (Callison-Burch et al., 2008). The ratings were still acquired from the participants of the evaluation campaign. Graham et al. (2013) compared human assessor consistency levels for judgments collected on a five-point interval-level scale to those collected on a 1-100 continuous scale, using machine translation fluency as a test case. They claim that the use of a continuous scale eliminates individual judge preferences, resulting in higher levels of inter-annotator consistency. Bojar et al. (2016) came to the conclusion that fluency evaluation is highly correlated to adequacy evaluation. As a consequence of the latter two papers, continuous direct assessment focusing on adequacy has been the official WMT metric since 2017 (Bojar et al., 2017). Due to budget constraints, WMT understandably conducts its human evaluation mostly with researchers and/or crowd-workers.

Avramidis et al. (2012) used professional translators to rate MT output on three different tasks: ranking, error classification and post-editing.

Castilho et al. (2017) found that crowd workers lack knowledge of translation and, compared to professional translators, tend to be more accepting of (subtle) translation errors. Graham et al. (2017) showed that crowd-worker evaluation has to be filtered to avoid contamination of results through the inclusion of false assessments. The quality of ratings acquired by either researchers or crowd workers has further been questioned by Toral et al. (2018) and Läubli et al. (2020). Mathur et al. (2020) re-evaluated a subset of WMT submissions with professional translators and showed that the resulting rankings changed and were better aligned with automatic scores. Fischer and Läubli (2020) found that the number of segments with wrong terminology, omissions, and typographical problems for MT output is similar to HT. Fomicheva (2017); Bentivogli et al. (2018) raised the concern that reference-based human evaluation might penalise correct translations that diverge too much from the reference. The literature mostly agrees that source-based rather than reference-based evaluation should be conducted (Läubli et al., 2020). The impact of translationese (Koppel and Ordan, 2011) on human evaluation of MT has recently received attention (Toral et al., 2018; Zhang and Toral, 2019; Freitag et al., 2019; Graham et al., 2020). These papers show that only natural source sentences should be used for human evaluation.

As alternatives to adequacy and fluency, Scarton and Specia (2016) presented reading comprehension for MT quality evaluation. Forcada et al. (2018) proposed gap-filling, where certain words are removed from reference translations and readers are asked to fill the gaps left using the machine-translated text as a hint. Popović (2020) proposed to ask annotators to just label problematic parts of the translations instead of assigning a score.

The Multidimensional Quality Metrics (MQM) framework was developed in the EU QT-LaunchPad and QT21 projects (2012–2018) (www.qt21.eu) to address the shortcomings of previous quality evaluation methods (Lommel et al., 2014). MQM provides a generic methodology for assessing translation quality that can be adapted to a wide range of evaluation needs. Klubička et al. (2018) designed an MQM-compliant error taxonomy for Slavic languages to run a case study for 3 MT systems for English→Croatian. Rei et al. (2020) used MQM labels to fine-tune COMET for

automatic evaluation. Thomson and Reiter (2020) designed an error annotation schema based on pre-defined error categories for table-to-text tasks.

3 Human Evaluation Methodologies

We compared three human evaluation techniques: the WMT 2020 baseline; ratings on a 7-point Likert-type scale which we refer to as a Scalar Quality Metric (SQM); and evaluations under the MQM framework. We describe these methodologies in the following three sections, deferring concrete experimental details about annotators and data to the subsequent section.

3.1 WMT

As part of the WMT evaluation campaign (Barraut et al., 2020), WMT runs human evaluation of the primary submissions for each language pair. The organizers collect segment-level ratings with document context (SR+DC) on a 0-100 scale using either source-based evaluation with a mix of researchers/translators (for translations out of English) or reference-based evaluation with crowdworkers (for translations into English). In addition, WMT conducts rater quality controls to remove ratings from raters that are not trustworthy. In general, for each system, only a subset of documents receive ratings, with the rated subset differing across systems. The organizers provide two different segment-level scores, averaged across one or more raters: (a) the raw score; and (b) a z-score which is standardized for each annotator. Document- and system-level scores are averages over segment-level scores. For more details, we refer the reader to the WMT findings papers.

3.2 SQM

Similar to the WMT setting, the Scalar Quality Metric (SQM) evaluation collects segment-level scalar ratings with document context. This evaluation presents each source segment and translated segment from a document in a table row, asking the rater to pick a rating from 0 through 6. The rater can scroll up or down to see all the other source/translation segments from the document. Our SQM experiments used the 0-6 rating scale described above, instead of the wider, continuous scale recommended by Graham et al. (2013), as this scale has been an established part of our existing MT evaluation ecosystem. It is possible that system rankings may be slightly sensitive to this

You will be assessing translations at the segment level, where a segment may contain one or more sentences. Each segment is aligned with a corresponding source segment, and both segments are displayed within their respective documents. Annotate segments in natural order, as if you were reading the document. You may return to revise previous segments.

Please identify all errors within each translated segment, up to a maximum of five. If there are more than five errors, identify only the five most severe. If it is not possible to reliably identify distinct errors because the translation is too badly garbled or is unrelated to the source, then mark a single *Non-translation* error that spans the entire segment.

To identify an error, highlight the relevant span of text, and select a category/sub-category and severity level from the available options. (The span of text may be in the source segment if the error is a source error or an omission.) When identifying errors, please be as fine-grained as possible. For example, if a sentence contains two words that are each mistranslated, two separate mistranslation errors should be recorded. If a single stretch of text contains multiple errors, you only need to indicate the one that is most severe. If all have the same severity, choose the first matching category listed in the error typology (eg, *Accuracy*, then *Fluency*, then *Terminology*, etc).

Please pay particular attention to document context when annotating. If a translation might be questionable on its own but is fine in the context of the document, it should not be considered erroneous; conversely, if a translation might be acceptable in some context, but not within the current document, it should be marked as wrong.

There are two special error categories: *Source error* and *Non-translation*. Source errors should be annotated separately, highlighting the relevant span in the source segment. They do not count against the five-error limit for target errors, which should be handled in the usual way, whether or not they resulted from a source error. There can be at most one *Non-translation* error per segment, and it should span the entire segment. No other errors should be identified if *Non-Translation* is selected.

Table 1: MQM annotator guidelines

nuance, but less so with raters who are translators rather than crowd workers, we believe.

3.3 MQM

To adapt the generic MQM framework for our context, we followed the official guidelines for scientific research ([MQM-usage-guidelines.pdf](#)). Our annotators were instructed to identify all errors within each segment in a document, paying particular attention to document context; see Table 1 for complete annotator guidelines. Each error was highlighted in the text, and labeled with an error category from Table 2, and a severity. To temper the effect of long segments, we imposed a maximum of five errors per segment, instructing raters to choose the five most severe errors for segments containing more errors. Segments that are too badly garbled to permit reliable identification of individual errors are assigned a special *Non-translation* error.

Error severities are assigned independent of cat-

egory, and consist of *Major*, *Minor*, and *Neutral* levels, corresponding respectively to actual translation or grammatical errors, smaller imperfections, and purely subjective opinions about the translation. Many MQM schemes include an additional *Critical* severity which is worse than Major, but we dropped this because its definition is often context-specific. We felt that for broad coverage MT, the distinction between Major and Critical was likely to be highly subjective, while Major errors (true errors) would be easier to distinguish from Minor ones (imperfections).

Since we are ultimately interested in scoring segments, we require a weighting on error types. We fixed the weight on Minor errors at 1, and considered a range of Major weights from 1 to 10 (the Major weight suggested in the MQM standard). We also considered special weighting for Minor Fluency/Punctuation errors. These occur frequently and often involve non-linguistic phenomena such as the spacing around punctuation

Error Category		Description
Accuracy	Addition	Translation includes information not present in the source.
	Omission	Translation is missing content from the source.
	Mistranslation	Translation does not accurately represent the source.
	Untranslated text	Source text has been left untranslated.
Fluency	Punctuation	Incorrect punctuation (for locale or style).
	Spelling	Incorrect spelling or capitalization.
	Grammar	Problems with grammar, other than orthography.
	Register	Wrong grammatical register (eg, inappropriately informal pronouns).
	Inconsistency	Internal inconsistency (not related to terminology).
Terminology	Character encoding	Characters are garbled due to incorrect encoding.
	Inappropriate for context	Terminology is non-standard or does not fit context.
Style	Inconsistent use	Terminology is used inconsistently.
	Awkward	Translation has stylistic problems.
Locale convention	Address format	Wrong format for addresses.
	Currency format	Wrong format for currency.
	Date format	Wrong format for dates.
	Name format	Wrong format for names.
	Telephone format	Wrong format for telephone numbers.
	Time format	Wrong format for time expressions.
Other		Any other issues.
Source error		An error in the source.
Non-translation		Impossible to reliably characterize distinct errors.

Table 2: MQM hierarchy.

or the style of quotation marks. E.g. in German, the opening quotation mark is below rather than above and some MT systems systematically use the wrong quotation marks. Since such errors are easy to correct algorithmically and do not affect the understanding of the sentence, we wanted to ensure that their role would be to distinguish among systems that are equivalent in other respects. Major Fluency/Punctuation errors that make a text ungrammatical or change its meaning (eg, eliding the comma in *Let's eat, grandma*) are unaffected by this and have the same weight as other Major errors. Finally, to ensure a well-defined maximum score, we set the weight on the singleton Non-Translation category to be the same as five Major errors (the maximum number permitted).

For each weight combination subject to the above constraints, we examined the stability of system ranking using a resampling technique: draw 10k alternative test sets by sampling segments with replacement, and count the proportion of resulting system rankings that match the ranking obtained from the full original test set. Table 3 shows representative results. We found that a Major, Minor, Fluency/Punctuation assignment of 5, 1, 0.1 gave the best combined stability across

both language pairs while additionally matching the system-level SQM rankings from professional translators (= $pSQM$ column in the table). Table 4 summarizes this weighting scheme, in which segment-level scores can range from 0 (perfect) to 25 (worst). The final segment-level score is an average over scores from all annotators.

	Major	Minor	Flu/Punc	Stab	= pSQM
EnDe	5	1	1.0	36%	no
	5	1	0.5	38%	yes
	5	1	0.1	39%	yes
	10	1	1.0	28%	no
	10	1	0.5	43%	no
	10	1	0.1	33%	no
ZhEn	5	1	1.0	19%	yes
	5	1	0.5	24%	yes
	5	1	0.1	28%	yes
	10	1	1.0	18%	no
	10	1	0.5	19%	no
	10	1	0.1	21%	no

Table 3: MQM ranking stability for different weights.

3.4 Experimental Setup

We annotated the WMT 2020 English→German and Chinese→English test sets, comprising 1418 segments (130 documents) and 2000 segments (155 documents) respectively. For each set

Severity	Category	Weight
Major	Non-translation	25
	all others	5
Minor	Fluency/Punctuation	0.1
	all others	1
Neutral	all	0

Table 4: MQM error weighting.

we chose 10 "systems" for annotation, including the three reference translations available for English→German and the two references available for Chinese→English. The MT outputs included all top-performing systems according to the WMT human evaluation, augmented with systems we selected to increase diversity. Table 6 lists all evaluated systems.

Table 5 summarizes rating information for the WMT evaluation and for our additional evaluations: SQM with crowd workers (cSQM), SQM with professional translators (pSQM), and MQM. We used disjoint professional translator pools for pSQM and MQM in order to avoid bias. All members of our rater pools were native speakers of the target language. Note that the average number of ratings per segment is less than 1 for the WMT evaluations because not all ratings surpassed the quality control implemented by WMT. For cSQM, we assess the quality of the raters based on a proficiency test prior to launching a human evaluation. This results in a rater pool similar in quality to WMT, while ensuring three ratings for each document. Interestingly, the expense for cSQM and pSQM ratings were similar. MQM was 3 times more expensive than both SQM evaluations.

	ratings / seg	rater pool	raters
WMT EnDe	0.47	res./trans.	115
WMT ZhEn	0.86	crowd	219
cSQM EnDe	3	crowd	276
cSQM ZhEn	1	crowd	70
pSQM	3	professional	6
MQM	3	professional	6

Table 5: Details of all human evaluations.

To ensure maximum diversity in ratings for pSQM and MQM, we assigned documents in round-robin fashion to all 20 different sets of 3 raters from these pools. We chose an assignment

order that roughly balanced the number of documents and segments per rater. Each rater was assigned a subset of documents, and annotated outputs from all 10 systems for those documents. Both documents and systems were anonymized and presented in a different random order to each rater. The number of segments per rater ranged from 6,830–7,220 for English→German and from 9,860–10,210 for Chinese→English.

4 Results

4.1 Overall System Rankings

For each human evaluation setup, we calculate a system-level score by averaging the segment-level scores for each system. Results are summarized in Table 6. The system- and segment-level correlations to our platinum MQM ratings are shown in Figure 1 and 2 (English→German), and Figure 3 and 4 (Chinese→English). Segment-level correlations are calculated only for segments that were evaluated by WMT. For both language pairs, we observe similar patterns when looking at the results of the different human evaluations, and come to the following findings:

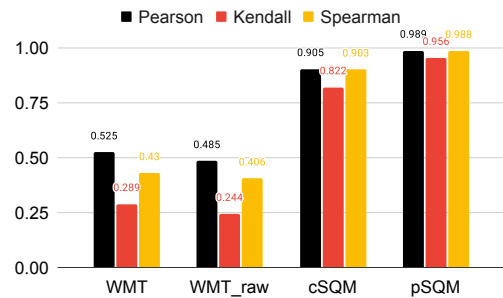


Figure 1: English→German: System correlation with the platinum ratings acquired with MQM.

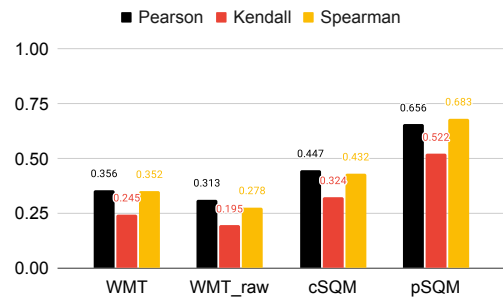


Figure 2: English→German: Segment-level correlation with the platinum ratings acquired with MQM.

(i) Human translations are underestimated by crowd workers: Already in 2016, [Hassan et al. \(2018\)](#) claimed human parity for news-translation

(a) English→German

System	WMT↑	WMT RAW↑	cSQM↑	pSQM↑	MQM ↓	Major↓	Minor↓	Fluency↓	Accuracy↓
Human-B	0.569(1)	90.5(1)	5.31(1)	5.16(1)	0.75(1)	0.22(1)	0.54(1)	0.28(1)	0.47(1)
Human-A	0.446(4)	85.7(4)	5.20(2)	4.90(2)	0.91(2)	0.28(2)	0.64(2)	0.33(2)	0.58(2)
Human-P	0.299(10)	84.2(9)	5.04(5)	4.32(3)	1.41(3)	0.57(3)	0.85(3)	0.50(3)	0.91(3)
Tohoku-AIP-NTT	0.468(3)	88.6(2)	5.11(3)	3.95(4)	2.02(4)	0.94(4)	1.14(4)	0.61(5)	1.40(4)
OPPO	0.495(2)	87.4(3)	5.03(6)	3.79(5)	2.25(5)	1.07(5)	1.19(6)	0.62(6)	1.63(5)
eTranslation	0.312(9)	82.5(10)	5.02(7)	3.68(7)	2.33(6)	1.18(7)	1.16(5)	0.56(4)	1.78(7)
Tencent_Translation	0.386(6)	84.3(8)	5.06(4)	3.77(6)	2.35(7)	1.15(6)	1.22(8)	0.63(7)	1.73(6)
VolcTrans	0.326(7)	84.6(6)	5.00(8)	3.65(8)	2.45(8)	1.23(8)	1.23(9)	0.64(8)	1.80(8)
Online-B	0.416(5)	84.5(7)	4.95(9)	3.60(9)	2.48(9)	1.34(9)	1.20(7)	0.64(9)	1.84(9)
Online-A	0.322(8)	85.3(5)	4.85(10)	3.32(10)	2.99(10)	1.73(10)	1.32(10)	0.76(10)	2.23(10)

(b) Chinese→English

System	WMT↑	WMT RAW↑	cSQM↑	pSQM↑	MQM ↓	Major↓	Minor↓	Fluency↓	Accuracy↓
Human-A	-	-	5.09(2)	4.34(1)	3.43(1)	2.71(1)	0.74(1)	0.91(1)	2.52(1)
Human-B	-0.029(9)	74.8(9)	5.03(7)	4.29(2)	3.62(2)	2.81(2)	0.82(10)	0.95(2)	2.66(2)
VolcTrans	0.102(1)	77.47(5)	5.04(5)	4.03(3)	5.03(3)	4.26(3)	0.79(6)	1.31(7)	3.71(3)
WeChat_AI	0.077(3)	77.35(6)	4.99(8)	4.02(4)	5.13(4)	4.39(4)	0.76(4)	1.24(5)	3.89(4)
Tencent_Translation	0.063(4)	76.67(7)	5.04(6)	3.99(5)	5.19(5)	4.43(6)	0.79(8)	1.23(4)	3.96(5)
OPPO	0.051(7)	77.51(4)	5.07(4)	3.99(5)	5.20(6)	4.41(5)	0.81(9)	1.23(3)	3.97(6)
THUNLP	0.028(8)	76.48(8)	5.11(1)	3.98(7)	5.34(7)	4.61(7)	0.75(3)	1.27(6)	4.07(9)
DeepMind	0.051(6)	77.96(1)	5.07(3)	3.97(8)	5.41(8)	4.67(8)	0.75(2)	1.38(8)	4.02(7)
DiDi_NLP	0.089(2)	77.63(3)	4.91(9)	3.95(9)	5.48(9)	4.73(9)	0.77(5)	1.43(9)	4.05(8)
Online-B	0.06(5)	77.77(2)	4.83(10)	3.89(10)	5.85(10)	5.08(10)	0.79(7)	1.51(10)	4.34(10)

Table 6: Human evaluations for 10 submissions of the WMT20 evaluation campaign. Horizontal lines separate clusters in which no system is significantly outperformed by another in MQM rating according to the Wilcoxon rank-sum test used to assess system rankings in WMT20.

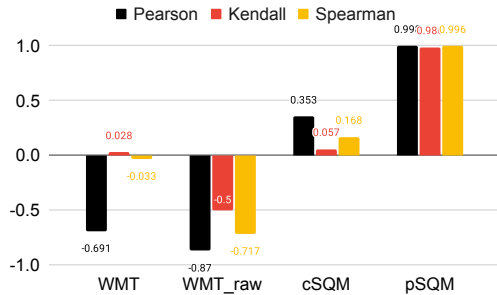


Figure 3: Chinese→English: System-level correlation with the platinum ratings acquired with MQM.

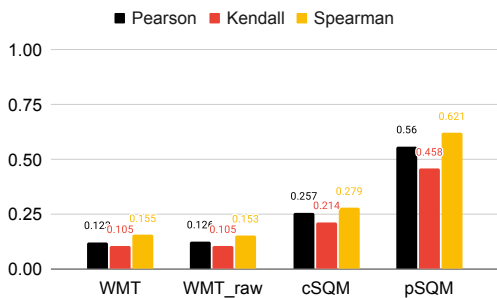


Figure 4: Chinese→English: Segment-level correlation with the platinum ratings acquired with MQM.

for Chinese→English. We confirm the findings of Toral et al. (2018); Läubli et al. (2018) that when human evaluation is conducted correctly, profes-

sional translators can discriminate between human and machine translations. All human translations are ranked first by both the pSQM and MQM evaluations for both language pairs. The gap between human translations and MT is even more visible when looking at the MQM ratings, which set the human translations first by a statistically-significant margin, demonstrating that the quality difference between MT and human translation is still large.³ Another interesting observation is the ranking of Human-P for English→German. Human-P is a reference translation generated using the paraphrasing method of (Freitag et al., 2020) which asked linguists to paraphrase existing reference translations as much as possible while also suggesting using synonyms and different sentence structures. Our results support the assumption that crowd-workers are biased to prefer literal, easy-to-rate translations and rank Human-P low. Professional translators on the other hand are able to see the correctness of the paraphrased translations and ranked them higher than any MT output. Similar to the standard human translations, the gap between Human-P and the MT systems

³In general, MQM ratings induce twice as many statistically significant differences between systems as do WMT ratings (Barrault et al., 2020), for both language pairs.

is larger when looking at the MQM ratings. In MQM, raters have to justify their ratings by labeling the error spans which helps to avoid penalizing non-literal translations.

(ii) WMT has low correlation with MQM:

The human evaluation in WMT was conducted by crowd-workers (Chinese→English) or a mix of researchers/translators (English→German) during the WMT evaluation campaign. Further, different to all other evaluations in this paper, WMT conducted a reference-based/monolingual human evaluation for Chinese→English in which the machine translation output was compared to a human-generated reference. When comparing the system ranks based on WMT for both language pairs with the ones generated by MQM, we can see low correlation for English→German (see Figure 1) and even negative correlation for Chinese→English (see Figure 3). We also see very low segment-level correlation for both language pairs (see Figure 2 and Figure 4). Later, we will also show that the correlation of SOTA automatic metrics are higher than the human ratings generated by WMT. The results question the reliability of the human ratings acquired by WMT.

(iii) pSQM has high system-level correlation with MQM:

The results for both language pairs suggest that pSQM and MQM are of similar quality as their system rankings mostly agree. Nevertheless, when zooming into the segment-level correlations, we observe a much lower correlation of ~ 0.5 based on Kendall tau for both language pairs. The difference in the two approaches is also visible in the absolute differences of the individual systems. For instance the submissions of DiDi_NLP and Tencent_Translation for Chinese→English are close for pSQM (only 0.04 absolute difference). MQM on the other hand shows a larger difference of 0.19 points. When the quality of two systems gets closer, a more fine-grained evaluation schema like MQM is needed. This is also important when doing system development where the difference between two variations for two systems can be minor. Looking into the future when we get closer to human translation quality, MQM will be needed for reliable evaluation. On the other hand, pSQM seems to be sufficient for an evaluation campaign like WMT.

(iv) MQM results are mainly driven by major and accuracy errors:

In Table 6, we also show the MQM error scores only based on Major/Minor

errors or only based on Fluency or Accuracy errors. Interestingly, the MQM score based on accuracy errors or based on Major errors gives us almost the same rank as the full MQM score. Later in the paper, we will see that the majority of major errors are accuracy errors. This suggests the quality of an MT system is still driven mostly by accuracy errors as most fluency errors are judged minor.

4.2 Error Category Distribution

MQM provides fine-grained error categories grouped under 4 main categories (accuracy, fluency, terminology and style). The error distribution for all 3 ratings for all 10 systems are shown in Tables 7. The error category Accuracy/Mistranslation is responsible for the majority of major errors for both language pairs. This suggests that the main problem of MT is still mistranslation of words or phrases. The absolute number of errors is much higher for Chinese→English which demonstrates that this translation pair is more challenging than English→German.

Table 7 decomposes system and human MQM scores per category for English→German. Human translations get lower error counts in all categories, except for additions. Human translators might add tokens for fluency or better understanding which are not solely supported by the aligned source sentence, but accurate in the given context. This observation needs further investigation and could potentially be an argument for relaxing the source-target alignment during human evaluation. Both systems and humans are mostly penalized by accuracy/mistranslation errors, but systems record 4x more error points in these categories. Similarly, sentences with more than 5 major errors (non-translation) are much more frequent for systems ($\sim 28x$ the human rate). The best systems are quite different across categories. Tohoku is average in fluency but outstanding in accuracy, eTranslation is excellent in fluency but worse in accuracy, and OPPO ranks between the two other systems in both aspects. Compared to humans, the best systems are mostly penalized for mistranslations and non-translation (badly garbled sentences).

Table 7 shows that the Chinese→English translation task is more difficult than English→German translation, with higher MQM error scores for human translations. Again, humans are performing better than systems across all categories ex-

cept for additions, omissions and spelling. Many spelling mistakes relate to name formatting and capitalization which is difficult for this language pair (see name formatting errors). Mistranslation and name formatting are the categories where the systems are penalized the most compared to humans. When comparing systems, the differences between the best systems is less pronounced than for English→German, both in term of aggregate score and per-category counts.

4.3 Document-error Distribution

We calculate document-level scores by averaging the segment level scores of each document. We show the average document scores of all MT systems and all human translations (HT) for English→German in Figure 5. The translation quality of humans is very consistent over all documents and gets an MQM score of around 1, which is equivalent to one minor error. This demonstrates that the translation quality of humans is consistent independent of the underlying source sentence. The distribution of MQM errors for machine translations looks much different. For some documents, MT gets very close to human performance, while for other documents the gap is clearly visible. Interestingly, all MT systems have similar problems with the same subset of documents, suggesting that the quality of MT output depends on the actual input sentence rather than solely on the underlying MT system.

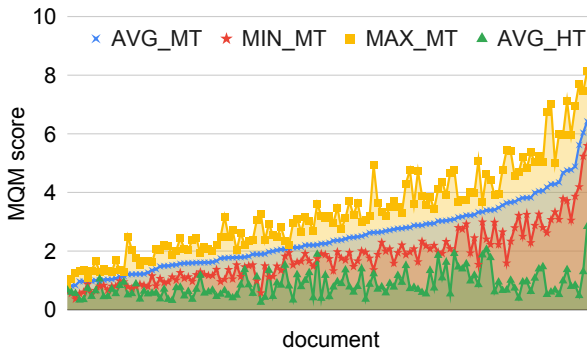


Figure 5: EnDe: Document-level MQM scores.

The MQM document-level scores for Chinese→English are shown in Figure 6. The distribution of MQM errors for the MT output looks very similar to the ones for English→German. There are documents that are more challenging for some MT systems than others. Although the document-level scores are mostly lower for human translations, the distribution looks similar

to the ones from MT systems. We first suspected that the reference translations were post-edited from MT. This is not the case: these translations originate from professional translators without access to post-editing but with access to CAT tools (mem-source and translation memory). Another possible explanation is the nature of the source sentences. Most sentences come from Chinese government news pages that have a formal style that may be difficult to render in English.

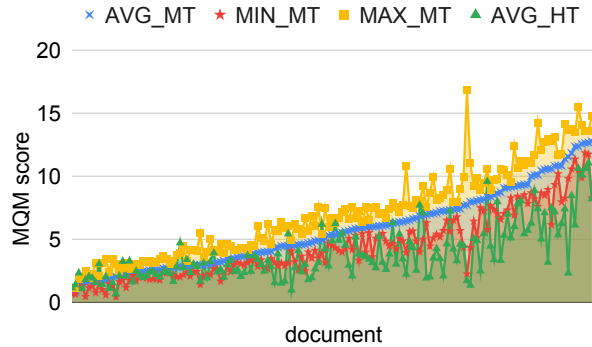


Figure 6: ZhEn: Document-level MQM scores.

4.4 Annotator Agreement and Reliability

Our annotations were performed by professional raters with MQM training. All raters were given roughly the same amount of work, with the same number of segments from each system. This setup should result in similar aggregated rater scores.

Table 8(a) reports the scores per rater aggregated over the main error categories for English→German. All raters provide scores within $\pm 20\%$ around the mean, with rater 3 being the most severe rater and rater 1 the most permissive. Looking at individual ratings, rater 2 rated fewer errors in accuracy categories but used the Style/Awkward category more for errors outside of fluency/accuracy. Conversely, rater 6 barely used this category. Differences in error rates among raters are not severe but could be reduced with corrections from annotation models (Paun et al., 2018) especially when working with larger annotator pools. The rater comparison on Chinese→English in Table 8(b) reports a wider range of scores than for English→German. All raters provide scores within $\pm 30\%$ around the mean. This difference might be due to the greater difficulty of the translation task itself introducing more ambiguity in the labeling. In the future, it would be interesting to compare if translation between languages of different families suffer larger

(a) English→German

Error Categories	Errors (%)	Major (%)	Human MQM	All MT		Tohoku		OPPO		eTrans	
				MQM	vs H.	MQM	vs H.	MQM	vs H.	MQM	vs H.
Accuracy/Mistranslation	33.2	27.2	0.296	1.285	<i>4.3</i>	1.026	<i>3.5</i>	1.219	<i>4.1</i>	1.244	<i>4.2</i>
Style/Awkward	14.6	4.6	0.146	0.299	<i>2.0</i>	0.289	<i>2.0</i>	0.315	<i>2.1</i>	0.296	<i>2.0</i>
Fluency/Grammar	10.7	4.7	0.097	0.224	<i>2.3</i>	0.193	<i>2.0</i>	0.215	<i>2.2</i>	0.196	<i>2.0</i>
Accuracy/Omission	3.6	13.4	0.070	0.091	<i>1.3</i>	0.063	<i>0.9</i>	0.063	<i>0.9</i>	0.120	<i>1.7</i>
Accuracy/Addition	1.8	6.7	0.067	0.025	<i>0.4</i>	0.018	<i>0.3</i>	0.024	<i>0.4</i>	0.021	<i>0.3</i>
Terminology/Inappropriate	8.3	7.0	0.061	0.193	<i>3.2</i>	0.171	<i>2.8</i>	0.189	<i>3.1</i>	0.193	<i>3.2</i>
Fluency/Spelling	2.3	1.2	0.030	0.039	<i>1.3</i>	0.030	<i>1.0</i>	0.039	<i>1.3</i>	0.028	<i>0.9</i>
Accuracy/Untranslated tex	3.1	14.9	0.024	0.090	<i>3.8</i>	0.082	<i>3.5</i>	0.066	<i>2.8</i>	0.098	<i>4.2</i>
Fluency/Punctuation	20.3	0.2	0.014	0.039	<i>2.8</i>	0.067	<i>4.9</i>	0.013	<i>1.0</i>	0.011	<i>0.8</i>
Other	0.5	5.2	0.005	0.010	<i>1.9</i>	0.009	<i>1.6</i>	0.010	<i>1.9</i>	0.007	<i>1.2</i>
Fluency/Register	0.6	5.0	0.005	0.014	<i>3.0</i>	0.009	<i>1.9</i>	0.015	<i>3.2</i>	0.015	<i>3.3</i>
Terminology/Inconsistent	0.3	0.0	0.004	0.005	<i>1.2</i>	0.004	<i>0.9</i>	0.005	<i>1.2</i>	0.005	<i>1.2</i>
Non-translation	0.2	100.0	0.003	0.083	<i>28.3</i>	0.041	<i>14.0</i>	0.065	<i>22.0</i>	0.094	<i>32.0</i>
Fluency/Inconsistency	0.1	1.3	0.003	0.002	<i>0.7</i>	0.001	<i>0.3</i>	0.001	<i>0.3</i>	0.003	<i>1.0</i>
Fluency/Character enc.	0.1	3.7	0.002	0.001	<i>0.7</i>	0.002	<i>1.0</i>	0.001	<i>0.6</i>	0.000	<i>0.2</i>
All accuracy	41.7	24.2	0.457	1.492	<i>3.3</i>	1.189	<i>2.6</i>	1.372	<i>3.0</i>	1.483	<i>3.2</i>
All fluency	34.2	1.8	0.150	0.320	<i>2.1</i>	0.303	<i>2.0</i>	0.284	<i>1.9</i>	0.253	<i>1.7</i>
All except acc. & fluenc	24.2	6.0	0.222	0.596	<i>2.7</i>	0.526	<i>2.4</i>	0.591	<i>2.7</i>	0.596	<i>2.7</i>
All categories	100.0	12.1	0.829	2.408	<i>2.9</i>	2.017	<i>2.4</i>	2.247	<i>2.7</i>	2.332	<i>2.8</i>

(b) Chinese→English

Error Categories	Errors (%)	Major (%)	Human MQM	All MT		VolcTrans		WeChat		Tencent	
				MQM	vs H.	MQM	vs H.	MQM	vs H.	MQM	vs H.
Accuracy/Mistranslation	42.2	71.5	1.687	3.218	<i>1.9</i>	2.974	<i>1.8</i>	3.108	<i>1.8</i>	3.157	<i>1.9</i>
Accuracy/Omission	8.6	61.3	0.646	0.505	<i>0.8</i>	0.468	<i>0.7</i>	0.534	<i>0.8</i>	0.547	<i>0.8</i>
Fluency/Grammar	13.8	18.4	0.381	0.442	<i>1.2</i>	0.414	<i>1.1</i>	0.392	<i>1.0</i>	0.425	<i>1.1</i>
Locale/Name format	6.4	74.5	0.250	0.505	<i>2.0</i>	0.506	<i>2.0</i>	0.491	<i>2.0</i>	0.433	<i>1.7</i>
Terminology/Inappropriate	5.1	31.1	0.139	0.221	<i>1.6</i>	0.220	<i>1.6</i>	0.217	<i>1.6</i>	0.202	<i>1.5</i>
Style/Awkward	5.7	17.1	0.122	0.182	<i>1.5</i>	0.193	<i>1.6</i>	0.180	<i>1.5</i>	0.185	<i>1.5</i>
Accuracy/Addition	0.9	40.2	0.110	0.025	<i>0.2</i>	0.017	<i>0.1</i>	0.013	<i>0.1</i>	0.018	<i>0.2</i>
Fluency/Spelling	3.6	5.1	0.107	0.071	<i>0.7</i>	0.071	<i>0.7</i>	0.059	<i>0.6</i>	0.073	<i>0.7</i>
Fluency/Punctuation	11.1	1.4	0.028	0.035	<i>1.2</i>	0.035	<i>1.3</i>	0.031	<i>1.1</i>	0.033	<i>1.2</i>
Locale/Currency format	0.4	8.8	0.011	0.010	<i>0.9</i>	0.010	<i>0.9</i>	0.010	<i>0.9</i>	0.010	<i>0.9</i>
Fluency/Inconsistency	0.8	27.5	0.011	0.036	<i>3.3</i>	0.028	<i>2.7</i>	0.026	<i>2.4</i>	0.038	<i>3.5</i>
Fluency/Register	0.4	6.5	0.008	0.008	<i>1.0</i>	0.008	<i>0.9</i>	0.008	<i>1.0</i>	0.009	<i>1.1</i>
Locale/Address format	0.3	65.7	0.008	0.025	<i>3.3</i>	0.036	<i>4.7</i>	0.033	<i>4.3</i>	0.015	<i>2.0</i>
Non-translation	0.0	100.0	0.006	0.024	<i>3.9</i>	0.021	<i>3.3</i>	0.012	<i>2.0</i>	0.029	<i>4.7</i>
Terminology/Inconsistent	0.3	16.1	0.004	0.008	<i>2.3</i>	0.007	<i>1.8</i>	0.004	<i>1.2</i>	0.010	<i>2.8</i>
Other	0.1	4.1	0.003	0.003	<i>0.9</i>	0.005	<i>1.7</i>	0.002	<i>0.6</i>	0.001	<i>0.4</i>
All accuracy	51.7	69.3	2.444	3.748	<i>1.5</i>	3.463	<i>1.4</i>	3.655	<i>1.5</i>	3.721	<i>1.5</i>
All fluency	29.8	10.5	0.535	0.593	<i>1.1</i>	0.557	<i>1.0</i>	0.517	<i>1.0</i>	0.580	<i>1.1</i>
All except acc. & fluency	18.5	41.7	0.546	0.986	<i>1.8</i>	1.005	<i>1.8</i>	0.955	<i>1.7</i>	0.891	<i>1.6</i>
All categories	100.0	46.7	3.525	5.327	<i>1.5</i>	5.025	<i>1.4</i>	5.127	<i>1.5</i>	5.192	<i>1.5</i>

Table 7: Category breakdown of MQM scores for human translations (A, B), machine translations (all systems) and some of the best systems. The ratio of system over human scores is in italics. Errors (%) report the fraction of the total error counts in a category, Major (%) report the fraction of major error for each category.

annotator disagreement for MQM ratings.

In addition to characterizing individual rater performances relative to the mean, we also directly measured their pairwise agreement. It is not obvious how best to do this, since MQM annotations are variable-length lists of two-dimensional items (category and severity). Klubička et al. (2018) use binary agreements over all possible categories

for each segment, but do not consider severity. To reflect our weighting scheme and to enable direct comparison to pSQM scores, we grouped MQM scores from each rater into seven bins with right boundaries 0, 5, 10, 15, 20, 24.99, 25⁴

⁴The pattern of document assignments to rater pairs (though not the identities of raters) is the same for our MQM and pSQM ratings, making agreement statistics comparable.

(a) English→German

Categories	Rater 1		Rater 2		Rater 3		Rater 4		Rater 5		Rater 6	
	MQM	vs avg.	MQM	vs avg.	MQM	vs avg.	MQM	vs avg.	MQM	vs avg.	MQM	vs avg.
Accuracy	1.02	<i>0.84</i>	0.82	<i>0.68</i>	1.55	<i>1.28</i>	1.42	<i>1.18</i>	1.23	<i>1.02</i>	1.21	<i>1.00</i>
Fluency	0.26	<i>0.96</i>	0.34	<i>1.27</i>	0.32	<i>1.18</i>	0.28	<i>1.04</i>	0.19	<i>0.70</i>	0.23	<i>0.86</i>
Others	0.41	<i>0.80</i>	0.63	<i>1.23</i>	0.59	<i>1.14</i>	0.57	<i>1.10</i>	0.57	<i>1.10</i>	0.32	<i>0.63</i>
All	1.69	<i>0.85</i>	1.79	<i>0.90</i>	2.45	<i>1.23</i>	2.27	<i>1.14</i>	1.98	<i>1.00</i>	1.76	<i>0.88</i>

(b) Chinese→English

Categories	Rater 1		Rater 2		Rater 3		Rater 4		Rater 5		Rater 6	
	MQM	vs avg.	MQM	vs avg.	MQM	vs avg.	MQM	vs avg.	MQM	vs avg.	MQM	vs avg.
Accuracy	3.34	<i>0.96</i>	3.26	<i>0.94</i>	3.31	<i>0.95</i>	2.51	<i>0.72</i>	4.57	<i>1.31</i>	3.91	<i>1.12</i>
Fluency	0.39	<i>0.68</i>	0.50	<i>0.87</i>	1.13	<i>1.95</i>	0.33	<i>0.57</i>	0.59	<i>1.02</i>	0.53	<i>0.92</i>
Others	0.70	<i>0.78</i>	0.75	<i>0.83</i>	0.85	<i>0.94</i>	0.66	<i>0.74</i>	1.11	<i>1.24</i>	1.32	<i>1.47</i>
All	4.43	<i>0.89</i>	4.51	<i>0.91</i>	5.29	<i>1.07</i>	3.50	<i>0.71</i>	6.27	<i>1.26</i>	5.76	<i>1.16</i>

Table 8: MQM per rater and category. The ratio of a rater score over the average score is in italics.

Scoring type	Agreement		
	avg	min	max
English→German MQM	0.584	0.536	0.663
Chinese→English MQM	0.412	0.356	0.488
English→German pSQM	0.304	0.221	0.447
Chinese→English pSQM	0.169	0.008	0.517

Table 9: Pairwise inter-rater agreement.

and measured agreement among the bins. Table 9 shows average, minimum, and maximum pairwise rater agreements for MQM and pSQM ratings. The agreements for MQM are significantly better than the corresponding agreements for pSQM, across both language pairs. Basing scores on explicit error annotations seems to provide a measurable boost in rater reliability.

4.5 Impact on Automatic Evaluation

We compared the performance of automatic metrics submitted to the WMT20 Metrics Task when gold scores came from the original WMT ratings to the performance when gold scores were derived from our MQM ratings. Figure 7 shows Kendall’s tau correlation for selected metrics at the system level.⁵ As would be expected from the low correlation between MQM and WMT scores, the ranking of metrics changes completely under MQM. In general, metrics that are not solely based on surface characteristics do somewhat better, though this pattern is not consistent (for example, chrF (Popović, 2015) has a high correlation

⁵The official WMT system-level results use Pearson correlation, but since we are rating fewer systems (only 7 in the case of EnDe), Kendall is more meaningful; it also corresponds more directly to the main use case of system ranking.

of 0.8 for EnDe). Metrics tend to correlate better with MQM than they do with WMT, and almost all achieve better MQM correlation than WMT does (horizontal dotted line).

Average correlations	EnDe		ZhEn	
	WMT	MQM	WMT	MQM
Pearson, sys-level	0.539	0.883	0.318	0.551
	<i>0.23</i>	<i>0.02</i>	<i>0.41</i>	<i>0.21</i>
Kendall, sys-level	0.436	0.637	0.309	0.443
	<i>0.27</i>	<i>0.10</i>	<i>0.42</i>	<i>0.23</i>
Kendall, sys-level, baselines only	0.467	0.676	0.514	0.343
	<i>0.20</i>	<i>0.06</i>	<i>0.10</i>	<i>0.34</i>
Kendall, sys-level, +human	0.387	0.123	0.426	0.159
	<i>0.26</i>	<i>0.68</i>	<i>0.20</i>	<i>0.64</i>
Kendall, seg-level	0.170	0.228	0.159	0.298
	<i>0.00</i>	<i>0.00</i>	<i>0.00</i>	<i>0.00</i>
Kendall, seg-level, +human	0.159	0.161	0.157	0.276
	<i>0.00</i>	<i>0.00</i>	<i>0.00</i>	<i>0.00</i>

Table 10: Average correlations for metrics at different granularities (using negative MQM scores to obtain positive correlations). The *baselines only* result averages over BLEU, sentBLEU, TER, chrF, and chrF++; other results average over all metrics available for the given condition. The *+human* results include reference translations among outputs to be scored. Numbers in italics are average p-values from two-tailed tests, indicating the probability that the observed correlation was due to chance.

Table 10 shows average correlations with WMT and MQM gold scores for different granularities. At the system level, correlations are higher for MQM than WMT, and for EnDe than ZhEn. Correlations to MQM are quite good, though on average they are statistically significant only for EnDe. Interestingly, the average performance of baseline metrics is similar to the global average for all met-

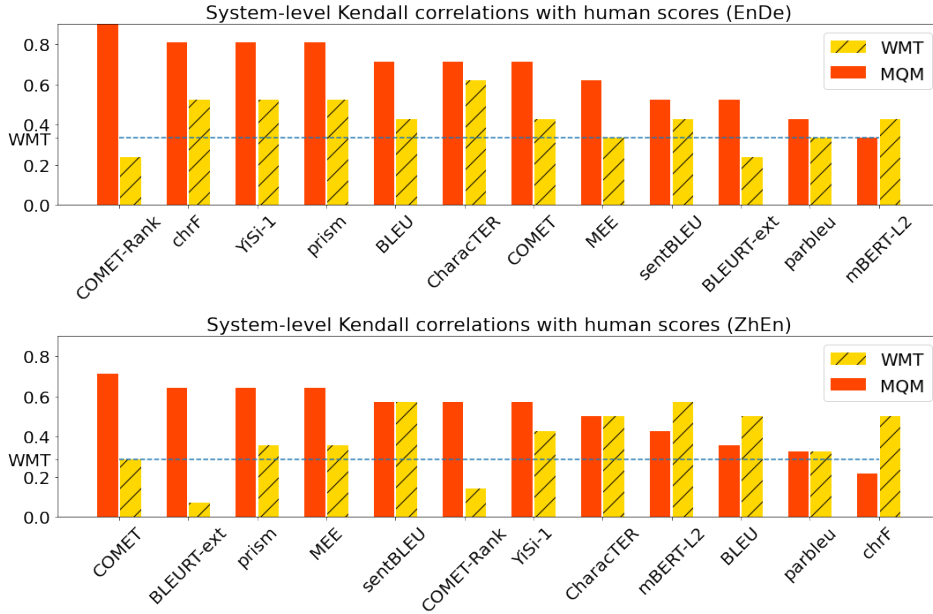


Figure 7: System-level metric performance with MQM and WMT scoring for: (a) EnDe, top panel; and (b) ZhEn, bottom panel. The horizontal blue line indicates the correlation between MQM and WMT human scores.

rics in all conditions except for ZhEn WMT, where it is substantially better. Adding human translations to the outputs scored by the metrics results in a large drop in performance, especially for MQM, due to human outputs being rated unambiguously higher than MT by MQM. Segment-level correlations are generally much lower than system-level, though they are significant due to having greater support. MQM correlations are again higher than WMT at this granularity, and are higher for ZhEn than EnDe, reversing the pattern from system-level results and suggesting a potential for improved system-level metric performance through better aggregation of segment-level scores.

5 Conclusion

We proposed a standard MQM scoring scheme appropriate for broad-coverage, high-quality MT, and used it to acquire ratings by professional translators for Chinese→English and English→German data from the recent WMT 2020 evaluation campaign. These ratings served as a platinum standard for various comparisons to simpler evaluation methodologies, including crowd worker evaluations. We release all data acquired in our study to encourage further research into both human and automatic evaluation.

Our study shows that crowd-worker human evaluations (as conducted by WMT) have low correlation with MQM scores, resulting in substan-

tially different system-level rankings. This finding casts doubt on previous conclusions made on the basis of crowd-worker human evaluation, especially for high-quality MT. We further show that many automatic metrics, and in particular embedding-based ones, already outperform crowd-worker human evaluation. Unlike ratings acquired by crowd-worker and ratings acquired by professional translators with simpler human evaluation methodologies, MQM labels acquired with professional translators show a large gap between the quality of human and machine generated translations. This demonstrates that professionally generated human translations still outperform machine generated translations. Furthermore, we characterize the current error types in human and machine translations, highlighting which error types are responsible for the difference between the two. We hope that researchers will use this as motivation to establish more error-type specific research directions.

6 Acknowledgements

We would like to thank Isaac Caswell for first suggesting the use of MQM, Mengmeng Niu for helping run and babysit the experiments, Rebecca Knowles for help with WMT significance testing, Yvette Graham for helping reproduce some of the WMT experiments, and Macduff Hughes for giving us the opportunity to do this study. The authors

would also like to thank the anonymous reviewers and the Action Editor of TACL for their constructive reviews.

References

- ALPAC. 1966. *Language and Machines: Computers in Translation and Linguistics; a Report*, volume 1416. National Academies.
- Eleftherios Avramidis, Aljoscha Burchardt, Christian Federmann, Maja Popović, Cindy Tscherwinka, and David Vilar. 2012. [Involving Language Professionals in the Evaluation of Machine Translation](#). In *Proceedings of the Eighth International Conference on Language Resources and Evaluation (LREC'12)*, pages 1127–1130, Istanbul, Turkey. European Language Resources Association (ELRA).
- Loïc Barrault, Magdalena Biesialska, Ondřej Bojar, Marta R. Costa-jussà, Christian Federmann, Yvette Graham, Roman Grundkiewicz, Barry Haddow, Matthias Huck, Eric Joanis, Tom Kocmi, Philipp Koehn, Chi-kiu Lo, Nikola Ljubešić, Christof Monz, Makoto Morishita, Masaaki Nagata, Toshiaki Nakazawa, Santanu Pal, Matt Post, and Marcos Zampieri. 2020. [Findings of the 2020 Conference on Machine Translation \(WMT20\)](#). In *Proceedings of the Fifth Conference on Machine Translation*, pages 1–55, Online. Association for Computational Linguistics.
- Luisa Bentivogli, Mauro Cettolo, Marcello Federico, and Christian Federmann. 2018. [Machine Translation Human Evaluation: an investigation of evaluation based on Post-Editing and its relation with Direct Assessment](#). In *International Workshop on Spoken Language Translation*.
- Ondřej Bojar, Rajen Chatterjee, Christian Federmann, Yvette Graham, Barry Haddow, Shujian Huang, Matthias Huck, Philipp Koehn, Qun Liu, Varvara Logacheva, et al. 2017. [Findings of the 2017 Conference on Machine Translation \(WMT17\)](#). In *Second Conference on Machine Translation*, pages 169–214. The Association for Computational Linguistics.
- Ondřej Bojar, Rajen Chatterjee, Christian Federmann, Yvette Graham, Barry Haddow, Matthias Huck, Antonio Jimeno Yepes, Philipp Koehn, Varvara Logacheva, Christof Monz, Matteo Negri, Aurélie Névéal, Mariana Neves, Martin Popel, Matt Post, Raphael Rubino, Carolina Scarton, Lucia Specia, Marco Turchi, Karin Verspoor, and Marcos Zampieri. 2016. [Findings of the 2016 Conference on Machine Translation](#). In *Proceedings of the First Conference on Machine Translation: Volume 2, Shared Task Papers*, pages 131–198, Berlin, Germany. Association for Computational Linguistics.
- Chris Callison-Burch, Philipp Koehn, Christof Monz, Josh Schroeder, and Cameron Shaw Fordyce. 2008. [Proceedings of the Third Workshop on Statistical Machine Translation](#). In *Proceedings of the Third Workshop on Statistical Machine Translation*.
- Sheila Castilho, Joss Moorkens, Federico Gaspari, Rico Sennrich, Vilemini Sisoni, Panayota Georgakopoulou, Pintu Lohar, Andy Way, Antonio Valerio Miceli Barone, and Maria Gilalima. 2017. [A Comparative Quality Evaluation of PBSMT and NMT using Professional Translators](#). *AAMT*.
- Lukas Fischer and Samuel Lüubli. 2020. [What's the Difference Between Professional Human and Machine Translation? A Blind Multilingual Study on Domain-specific MT](#). In *Proceedings of the 22nd Annual Conference of the European Association for Machine Translation*, pages 215–224, Lisboa, Portugal. European Association for Machine Translation.
- Marina Fomicheva. 2017. [The Role of Human Reference Translation in Machine Translation Evaluation](#). Ph.D. thesis, Universitat Pompeu Fabra.
- Mikel L Forcada, Carolina Scarton, Lucia Specia, Barry Haddow, and Alexandra Birch. 2018. [Exploring Gap Filling as a Cheaper Alternative to Reading Comprehension Questionnaires when Evaluating Machine Translation for Gisting](#). In *Proceedings of the Third Conference on Machine Translation: Research Papers*, pages 192–203.
- Markus Freitag, Isaac Caswell, and Scott Roy. 2019. [APE at Scale and Its Implications on MT Evaluation Biases](#). In *Proceedings of the Fourth Conference on Machine Translation*, pages 34–

- 44, Florence, Italy. Association for Computational Linguistics.
- Markus Freitag, David Grangier, and Isaac Caswell. 2020. [BLEU might be Guilty but References Are Not Innocent](#). In *Proceedings of the 2020 Conference on Empirical Methods in Natural Language Processing (EMNLP)*, pages 61–71.
- Yvette Graham, Timothy Baldwin, Alistair Moffat, and Justin Zobel. 2013. [Continuous Measurement Scales in Human Evaluation of Machine Translation](#). In *Proceedings of the 7th Linguistic Annotation Workshop and Interoperability with Discourse*, pages 33–41.
- Yvette Graham, Timothy Baldwin, Alistair Moffat, and Justin Zobel. 2017. [Can Machine Translation Systems be Evaluated by the Crowd Alone?](#) *Natural Language Engineering*, 23(1):3–30.
- Yvette Graham, Barry Haddow, and Philipp Koehn. 2020. [Translationese in Machine Translation Evaluation](#). In *Proceedings of the 2020 Conference on Empirical Methods in Natural Language Processing (EMNLP)*, pages 72–81.
- Hany Hassan, Anthony Aue, Chang Chen, Vishal Chowdhary, Jonathan Clark, Christian Federmann, Xuedong Huang, Marcin Junczys-Dowmunt, William Lewis, Mu Li, et al. 2018. [Achieving Human Parity on Automatic Chinese to English News Translation](#). *arXiv preprint arXiv:1803.05567*.
- Filip Klubička, Antonio Toral, and Víctor M Sánchez-Cartagena. 2018. [Quantitative Fine-Grained Human Evaluation of Machine Translation Systems: a Case Study on English to Croatian](#). *Machine Translation*, 32(3):195–215.
- Philipp Koehn and Christof Monz. 2006. [Manual and Automatic Evaluation of Machine Translation between European Languages](#). In *Proceedings on the Workshop on Statistical Machine Translation*, pages 102–121.
- Moshe Koppel and Noam Ordan. 2011. [Translationese and Its Dialects](#). In *Proceedings of the 49th Annual Meeting of the Association for Computational Linguistics: Human Language Technologies - Volume 1*, pages 1318–1326.
- Samuel Läubli, Sheila Castilho, Graham Neubig, Rico Sennrich, Qinlan Shen, and Antonio Toral. 2020. [A Set of Recommendations for Assessing Human–Machine Parity in Language Translation](#). *Journal of Artificial Intelligence Research*, 67:653–672.
- Samuel Läubli, Rico Sennrich, and Martin Volk. 2018. [Has Machine Translation Achieved Human Parity? A Case for Document-level Evaluation](#). In *Proceedings of the 2018 Conference on Empirical Methods in Natural Language Processing*, pages 4791–4796.
- Arle Lommel, Hans Uszkoreit, and Aljoscha Burchardt. 2014. [Multidimensional Quality Metrics \(MQM\) : A Framework for Declaring and Describing Translation Quality Metrics](#). *Tradumàtica*, pages 0455–463.
- Nitika Mathur, Johnny Wei, Markus Freitag, Qingsong Ma, and Ondřej Bojar. 2020. [Results of the WMT20 Metrics Shared Task](#). In *Proceedings of the Fifth Conference on Machine Translation*, pages 688–725, Online. Association for Computational Linguistics.
- Silviu Paun, Bob Carpenter, Jon Chamberlain, Dirk Hovy, Udo Kruschwitz, and Massimo Poesio. 2018. [Comparing Bayesian Models of Annotation](#). *Transactions of the Association for Computational Linguistics*, 6:571–585.
- Maja Popović. 2015. [chrF: character n-gram F-score for automatic MT evaluation](#). In *Proceedings of the Tenth Workshop on Statistical Machine Translation*, pages 392–395, Lisbon, Portugal. Association for Computational Linguistics.
- Maja Popović. 2020. [Informative Manual Evaluation of Machine Translation Output](#). In *Proceedings of the 28th International Conference on Computational Linguistics*, pages 5059–5069.
- Ricardo Rei, Craig Stewart, Ana C Farinha, and Alon Lavie. 2020. [COMET: A Neural Framework for MT Evaluation](#). In *Proceedings of the 2020 Conference on Empirical Methods in Natural Language Processing (EMNLP)*, pages 2685–2702, Online. Association for Computational Linguistics.

- Carolina Scarton and Lucia Specia. 2016. [A Reading Comprehension Corpus for Machine Translation Evaluation](#). In *Proceedings of the Tenth International Conference on Language Resources and Evaluation (LREC'16)*, pages 3652–3658.
- Craig Thomson and Ehud Reiter. 2020. [A Gold Standard Methodology for Evaluating Accuracy in Data-To-Text Systems](#). In *Proceedings of the 13th International Conference on Natural Language Generation*, pages 158–168.
- Antonio Toral. 2020. [Reassessing claims of human parity and super-human performance in machine translation at wmt 2019](#). In *Proceedings of the 22nd Annual Conference of the European Association for Machine Translation*, pages 185–194.
- Antonio Toral, Sheila Castilho, Ke Hu, and Andy Way. 2018. [Attaining the Unattainable? Re-assessing Claims of Human Parity in Neural Machine Translation](#). In *Proceedings of the Third Conference on Machine Translation: Research Papers*, pages 113–123, Belgium, Brussels. Association for Computational Linguistics.
- David Vilar, Gregor Leusch, Hermann Ney, and Rafael E Banchs. 2007. [Human Evaluation of Machine Translation Through Binary System Comparisons](#). In *Proceedings of the Second Workshop on Statistical Machine Translation*, pages 96–103.
- John S White, Theresa A O’Connell, and Francis E O’Mara. 1994. [The arpa mt evaluation methodologies: evolution, lessons, and future approaches](#). In *Proceedings of the First Conference of the Association for Machine Translation in the Americas*.
- Mike Zhang and Antonio Toral. 2019. [The Effect of Translationese in Machine Translation Test Sets](#). In *Proceedings of the Fourth Conference on Machine Translation (Volume 1: Research Papers)*, pages 73–81.